

# TECH TALES

DIVERSE MINDS, SHARED STORIES



AI HOST!

DSA!



WEB  
TRENDS!

DATA  
INSIGHTS!



HACKATHON!

**Solution Challenge**  
Google Developer Student Clubs

NOVEMBER  
2023



# Find Your Read!



**Page No. 02**

Unleashing Innovation: Meet the Awesome Team Behind Google Developer Student Clubs


**Page No. 06**

When an AI hosted an event!



**Page No. 09**

The Backbone of Programming: Unveiling Data Structures & Algorithms



**Page No. 12**

Past works at GDSC & Trending Web-Tech.

NEXT.JS



**Page No. 14**

Data Brilliance: Turning Numbers into Insights



**Page No. 17**

Fluttering Innovations: Hackathon Chronicles



**Page No. 21**

Google Solution Challenge: Code for change

**Solution Challenge**

Google Developer Student Clubs

**Page No. 22**

Introducing “Innovate & Elevate”



**Page No. 23**

A Sneak peek at Past Events of GDSC



# Unleashing Innovation: Meet the Awesome Team Behind Google Developer Student Clubs

- By Birva Dave, GDSC Lead



## INTRODUCTION

Hey tech enthusiasts and future innovators! Welcome to the very first edition of our magazine, where the Google Developer Student Clubs (GDSC) at Atmiya University proudly stands as the first chapter. We're not just a club; we're a crew on a mission!

In our world of cool tech stuff, we've thrown some awesome events – from a jam-packed orientation with over 300 buddies to smaller workshops and hackathons that took coding to the next level.

Our journey has been nothing short of an adventure. We've had our share of ups and downs, facing challenges that pushed us to think outside the box and go beyond our comfort zones.

Each event, workshop, and hackathon has been a learning experience, a stepping stone towards becoming better tech enthusiasts and innovators.

As a crew on a mission, we understand that the path to success is not always smooth. We've encountered technical glitches, faced unexpected hurdles, and even had moments where things didn't go as planned. But here's the thing – we've learned something new each time.

We're not just a club; we're a community that thrives on curiosity and the shared excitement of diving into the vast world of technology.



## VISION

*“आनो भद्र कृतवो यंतु विश्वतः”*

*Our vision revolves around nurturing innovative ideas and addressing diverse societal challenges through a multidisciplinary approach. In doing so, our goal is to make tangible contributions to both nature and society, fostering an environment where noble thoughts and transformative solutions emerge from every corner of the universe.*

## MISSION

*The Atmiya University GDSC chapter is committed to contributing time and efforts to peer learning, fostering the holistic development of students in both technical and non-technical aspects. We achieve this by organizing a myriad of events and activities, driven by a positive mindset aimed at expanding our vibrant community. Through our mission, we aspire to create a collaborative space where knowledge flourishes, skills are honed, and a spirit of innovation prevails.*

# MEET THE TEAM



## Birva Dave - GDSC Lead

- Data Science Aspirant
- Pythonista
- Data Analyst
- Tableau Developer

### Fun Fact:

Whenever Birva says there is good news for you, there is always bad news.

## Brijraj Kacha - AI/ML Lead

- Pythonista
- Data Wrangler
- Embedded Developer
- Wireless Radio Station Operator

### Fun Fact:

Brijraj doesn't do classes or objects in his code. It's like he's on a no-objects diet for his programming!



## Nafisa Musani - Web Development Lead

- Front-end Web Developer
- MERN Stack Developer Aspirant

### Fun Fact:

Nafisa is the snack ninja - she's got emergency food hidden for when hunger strikes!



## Rajveersinh Zala – Data Analyst Lead

- Data Wrangler
- Data Analyst
- BI Developer

### Fun Fact:

Rajveersinh spends more time finding shortcuts in Excel than actually conducting data analysis.



## Rakesh Chandrapal – App Development Lead

- Android Developer
- UI/UX Designer
- Flutter Developer

### Fun Fact:

In a Google meeting, Rakesh: 50% mute, 50% mentally on vacation. The art of virtual presence




## Smit Surani – Design and Management Lead

- UI/UX Designer
- Graphic Designer
- Front-end Web Developer

### Fun Fact:

In Smit's art world, spelling takes a holiday.  
Who needs perfect spelling when you can have a laugh?





## Vivek Bopaliya – Web Development Lead

- Front-end Web Developer
- MERN Stack Developer

### Fun Fact:

Vivek Patel's programming expertise: more memes, less code – he's the real LOL developer!

## Yash Parmar – App Development Lead


- Android Developer
- UI/UX Designer
- Flutter Developer

### Fun Fact:


When Yash creates an app: 15% UI design, 5% Backend, and 80% time devoted to watching anime. Because, priorities!



## Tech Palette:







# When an AI Hosted an event!

- By Brijraj Kacha, AI/ML Lead

Yes, you are reading correct. It is an interesting true story of one AI host and the group of beginner students who had decided to make it possible within a limited time frame.

Once upon a time at one university, a group of students embarked on an unexpected adventure to organize an event like never before. With limited knowledge and experience, they relied solely on their dedication and eagerness to make things happen.

The event was meant for their fellow students, and the goal was simple: create something innovative and entertaining. A meeting was held a week before the event to finalize details, revealing the unforeseen challenges that awaited them. Not only did they need to work on their ideas, but they also had to navigate the complexities of venue management and date coordination.

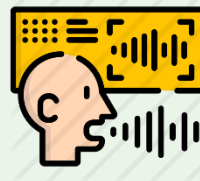
At the end of the meeting, 4 key parts of event were decided. Other than that, the rest of the small but important tasks such as dealing with management, designing the posters, invitations and etc were divided among the team. One of the key parts was to make an AI host, who will host this event. One of the team members stepped up to lead the creation of an AI host for the event, with the full support of the team.

He decided to build this in Python. He planned the whole process and divided it into 5 stages to make it easier.

Those stages were,

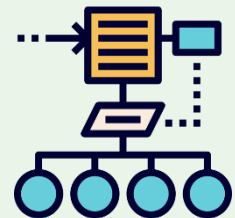
## Stage-1:

Recognizing the human speech




## Stage-2:

To enable the AI to respond vocally



## Stage-3:

To develop a program through which the AI can interact




## Stage-4:

To create visual effects for the AI

## Stage-5:

To convert the entire program into an executable file



He discussed these stages with the team and began working on them. However, they were unaware of the challenges that lay ahead. As he

delved into the project, he discovered alternative approaches for Stage-1 and Stage-3.

Afterwards, the task of adding visual effects to the host and converting it into an executable file was completed in just one day. Everything was prepared according to plan. On the day before the event, rehearsals were conducted.



Python offers a pre-trained library for speech recognition, capable of detecting and converting speech into text. Yet, it did not meet the accuracy requirements he aimed for. In such cases, an alternative is to train a custom linguistic model using Machine Learning. In simpler terms, it's like teaching your code or program to understand the meanings of different spoken words, similar to how we teach a small baby to speak and listen.

In practice, building a custom model with good accuracy is more reliable than using a pre-trained module. However, it's also time-consuming, just like a baby can't learn to speak and listen in a couple of days.

He discovered another method. He planned to take the human voice from the microphone, send that data to Google's microphone from a web browser using web automation, and then extract the text from the text field of the web browser. Although not a conventional technique, it was a hack that provided good accuracy. However, the runtime duration of the process was still too high.

Considering the limited time, he chose to use the speech-recognition module. Subsequently, Stage-2 was implemented using the pttsx3 module of Python, converting any text to human voice. Additionally, Stage-3 was executed by designing the program to enable interactions.

On the event day, a last-minute check revealed occasional non-responsiveness of the AI host due to deprecated libraries. The team, with the lead taking charge, swiftly introduced a backup in the form of an AI chatbot host.

More challenges emerged as the AI host required an internet connection—an issue the team hadn't even considered. Despite not arranging Wi-Fi at the venue, they overcame this by connecting the AI host to their mobile phone's internet. At the last moment, the team leader asked the task leader if this would work or if they should go with the backup. They took a risk, handed over the session to the AI host, and the event kicked off. To everyone's surprise, the AI host worked seamlessly, bringing joy and excitement to the crowd who witnessed something unexpected.

A screenshot of a code editor window showing a Python script named 'Host.py'. The script contains the following code:

```
1 #Importing required libraries
2 import speech_recognition as sr
3 import pyttsx3
4 import tkinter as tk
5 from tkinter import *
6 from PIL import Image, ImageTk
7 import time
```

**Fig. List of libraries used to create this host**

However, the event faced another hurdle as the team hadn't properly tested the sound system. The chief guest invited from Google joined virtually, but the attendees and invited guests couldn't hear each other. Despite the team's efforts to solve the issue, nothing worked properly. In the midst of chaos, a faculty member intervened, expressing apologies to the chief guest and presenting an innovative online memento created by the student team.



This group of enthusiastic minds faced a moment of disappointment. Some individuals in the auditorium laughed at them. They had successfully built the AI host but struggled to handle the sound system. Despite this, others in the auditorium stood in solidarity with the team, inspired by the idea that if these eight individuals could achieve something, why couldn't they?

This story unfolded during the inauguration event of the first chapter of the Google Developer Students Club at Atmiya University, held on August 24, 2023. The core team comprised these eight individuals, and the one leading the task of building the AI host was also

the author of this article, Brijraj Kacha (AI/ML lead). The invited chief guest from Google was Dr. Avisek Lahiri.

Although the AI host wasn't officially considered a host, the key takeaway was the importance of strong dedication, a never-give-up mindset, and teamwork, surpassing any specific skill set. This achievement wouldn't have been possible without the support of GDSC lead Ms. Birva and the entire core team. As the simple AI host captivated the audience, many in the auditorium were inspired to embark on their own ambitious projects. That made our event unsuccessfully successful!



# The Backbone of Programming: Unveiling Data Structures & Algorithms



- By Nafisa Musani, Web Development Lead

In this fast-paced digital era, where innovation and efficiency drive success, DSA forms the backbone of problem-solving and optimization.

You have mostly heard this term "DSA", but what is DSA.

"DSA is about organizing information cleverly (data structures) and using smart methods (algorithms) to solve problems swiftly in computer science."

Out of the technical definition, think of data structures as the neat and tidy organizers for information, and algorithms as the clever problem-solving strategies that make everything work smoothly.



## Why DSA?

But then the question why we need DSA, why DSA is much needed for the interview preparation.


It's all about logic building, twisting and turning your thoughts to solve complex problems.

Let's take a scenario where you have built an app or website SUCCESSFULLY and after lot of hard work, now you want to improve its performance in data manipulation and to manage the data efficiently, now here comes your saviour DSA.

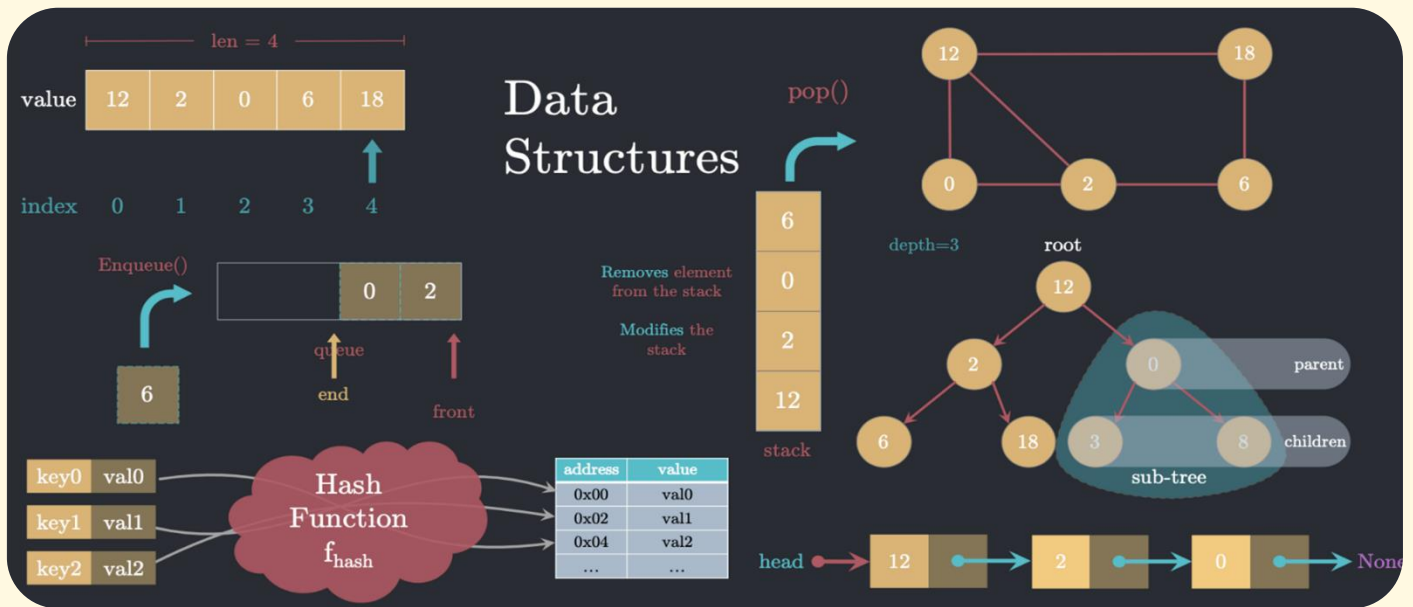
DSA will help you enhance the performance of your APP or WEBSITE in terms of both time and space[memory] optimization, ensuring smooth user experience under heavy loads.

With DSA knowledge, you gain the power to identify patterns and apply appropriate solutions across a wide range of scenarios.

There is a saying "Coding without DSA is like trying to build a sandcastle without a shovel and bucket."







## How to Excel in DSA?

After this again the question arises. So, I'll be guiding you with some steps:

### 1. Build a Strong Foundation:

Get a solid foundation on data structures like arrays, linked list, stacks, queues, trees, Hash tables, graphs, tries and advanced tree structures.

### 2. Study algorithm techniques

Begin with basic algorithms such as searching and sorting. Then move on to advance algorithm like dynamic programming, backtracking etc. Understand them properly and solve question related to the topic you learn.

### 3. Practice and Consistency is the key:

The key to the mastery is practice and consistency. You can practice on platforms like LeetCode, GeeksforGeeks, HackerRank, CodingNinjas and many more.


If you maintain your consistency, platform like Leetcode and GeeksforGeeks gives you points and after collecting enough points you can redeem them to buy their merchandise. Isn't it amazing!!



What is the best thing about the DSA is when you solve a problem in a first try you feel like you have **won a battle**. Sometimes you will also feel like this is too hard, I can't do it. But the coolest thing is how to take that situation, if you take as WOW, IT IS HARD, I'AM GOING TO HAVE FUN WHILE SOLVING THIS PROBLEM then I'll bet you no one can stop you from mastering DSA or else if you take as I'M GIVING UP, I CAN'T DO THIS, then no one can help you not even GOD.

You will come up with many days, where you won't be able to solve a problem on yourself, even after you have spent plenty of time on that problem, at that time don't let yourself feel down or make your moral down, because it is okay to not able to solve problem, you can see the solution, because at the end of the end day what matters is that how much you learned.

That time also came for me, I almost GAVE UP, but with the right support and good and supportive friends I started again. The thing is that you have to be open minded.





# PAST WORKS AT GDSC:

- By Vivek Bopaliya, Web Development Lead

## Club Inauguration and the Birth of Our GDSC Chapter at AU:



"Web developing is a breeze,  
but convincing the client  
that '**Comic Sans**' isn't a  
good idea? Now that's a  
conundrum!"

Picture this: just a week into our GDSC journey at the university, and I'm handed the mission impossible—to whip up a TRIVIA website from scratch in a mere two days. Piece of cake, right? Well, it turns out that was the calm before the storm, my friends.

The real rollercoaster started when we had to sweet-talk the big shots at our university for some changes. Spoiler alert: they didn't hold back. Five redesigns and five website redeployments later, we finally had a masterpiece. Because, as we all know, developers thrive on turning chaos into code.



## Git and GitHub Workshop:

Post the grand inauguration and Google Cloud Study Jams, our journey took a delightful detour to our third event—a hands-on workshop. Amidst holiday festivities (thanks, Ganesh Chaturthi), a wild idea surfaced: an urgent need for yet another website. Guess who got the call? Yours truly. Seven days, a gazillion cups of coffee, and one fully functional website later, we were ready to unveil it at the Git and Github workshop. Spoiler alert: it was a hit. Cheers to the genius behind the GDSC lead's desk!



# LET'S GET INTO WEB TECH FINALLY...

---



*In the fast-paced world of web development, enter **NEXT.js** by Vercel—making React developers do a double-take. Why? Well, it's like React, but on steroids. With Server Components for that full-stack swagger and SSR making your website faster than you finishing that cup of coffee, it's a game-changer. The cool cats at Vercel have even built a whole ecosystem to make your project's life easier. GDSC's upcoming website? It's rocking NEXT.js, so stay tuned! It's the perfect time to jump on the NEXT.js train before it becomes the cool kid on the block.*

*In the mystical land of CSS, **TailwindCSS** has become the wizard of choice in 2023. It's like the rebel of the CSS frameworks, saying, "Nah, we're not giving you fully styled components. You do you." Say goodbye to looking like every other website out there. TailwindCSS gives you the keys to the creative kingdom. No wonder devs are ditching Bootstrap like last year's fashion trend. If you want your website to stand out in a sea of mediocrity, TailwindCSS is your ticket to uniqueness. Trendsetters, take note!*





# Data Brilliance:

## Turning Numbers into Insights

- By Rajveersinh Zala, Data Analyst Lead



### Why Dive into Data Analytics:

Unravelling the Tech  
Marvels! 🚀

Hey there, tech-savvy folks! Ever wonder why everything seems to be buzzing with tech vibes? From ordering your favourite food to planning adventures in unknown territories, it's all about the tech takeover. And guess what? This digital revolution is sparking a boom in data jobs!



*Now, who's the hero in this  
digital saga?*

*Enter the Data Analyst!*

### Meet the Data Analyst:

Your Business Whisperer 🕶️♂️

This cool cat doesn't just crunch numbers; they decode the language of businesses. Working hand-in-hand with big shots and managers, they dig deep into data to uncover golden nuggets that help businesses thrive.



### Where's the Party at for Data Analyst? 🤝

Every company is on the hunt for Data Analysts. You bet! Whether it's the health sector, finance, or even the petroleum industry, they're all in on the hunt.

328.77 million  
terabytes data  
is generated  
daily.

Picture this:



You're planning a  
trip, booking  
hotels online,  
grabbing airplane  
tickets, or ordering

It's all data! And buried in that data  
goldmine are insights waiting to  
boost a company's profits. That's  
where the Data Analyst steps in!

## Sales Secrets Unveiled:

The Profit Recipe 

Ever wondered how companies up their **profit game**? It's a detective mission in the world of sales data! From finding the hottest-selling products to identifying the star-performing shops, managers, and employees, it's all about the numbers. And don't forget region-wise hits, discount champs, and those undercover products making big money moves!





# Data Analytics:

The Magic Wand for Marketing 📢



But wait, there's more! Data Analytics isn't just about sales; it's the magic wand for marketing too. Running ads? Ever wondered who's clicking, how many are converting, and which product steals the spotlight? Data Analytics reveals the secrets to running ads that pull in more buyers and axing the ones that don't.

# Tools of the Trade:

Your Data Superheroes 🛠️

Ready to step into the world of Data Analytics? You just need four superhero tools: Excel for number wizardry, SQL for talking to databases, and Power BI/Tableau for turning data into visual wonders. Want an extra boost? Add Python or R to your toolkit!



# Cracking the Data Code:

A Real-world Adventure 🔍

Ever filled out a survey? Think back to GDSC's Google Form. It's a treasure trove of data! But here's the fun part—emails all over the place, some duplicates, and even typos! Cleaning it up is like solving a puzzle. How? Tricks like filtering, sorting, and a bit of magic!



# Empowering Communities: Building a Smarter Way to Address Concerns - The Journey of Our Complaint Registration App

## About Hackathon, Team and Problem Statement

The New India Vibrant Hackathon 2023, hosted by SSIP Gujarat, witnessed the participation of a dedicated team from our GDSC club, comprising two core team members - Yash Parmar and Rakesh Chandrapal, alongside six club members - Jay Pedhadiya, Bhavy Ukani, Karan Chaudhary, Daksh Sanghani, Priyank Raiyani, and Tirth Jani.

Focusing on the problem statement "PS030004" centered around developing an "App For Public Complaint Reporting And Status Monitoring" for the Jamnagar Municipal Corporation within the Urban Governance sector, our team was poised to improve civic engagement. With a unified vision to bridge the gap between citizens and local authorities, our collective efforts aimed to streamline complaint registration and monitoring, enhancing urban management and civic participation.



Register Complaint

## Understanding the need, Visit to RMC

To gain deeper insights into the intricacies of complaint registration and the challenges faced by municipal corporations, our team engaged with the Rajkot Municipal Corporation (RMC), our local authority, mirroring the processes and concerns of our target jurisdiction, the Jamnagar Municipal Corporation (JMC). During our visit to RMC, our interactions with employees and officers provided invaluable firsthand knowledge about the existing complaint registration structure.

Through comprehensive discussions, we delved into the current issues encountered by the municipal authorities, understanding the bottlenecks and inefficiencies plaguing the system. By actively listening to the experiences and perspectives of the RMC officials, we gleaned crucial insights into the pain points of the current system. This immersive engagement enabled us to grasp the nuances of citizen grievances, bureaucratic procedures, and the scope for improvement within the complaint resolution framework.



## Why name "JCC - Jamnagar Corporation Care"?

The app's title, 'Jamnagar Corporation Care,' embodies our dedication to nurturing a responsive, caring community. By integrating Jamnagar's name, we aim to foster a sense of ownership and unity while prioritizing the city's welfare. This name reflects our commitment to a platform that echoes empathy and proactive engagement, placing the Jamnagar Municipal Corporation at the heart of our shared commitment to community care.



## Complaint Registered Successfully

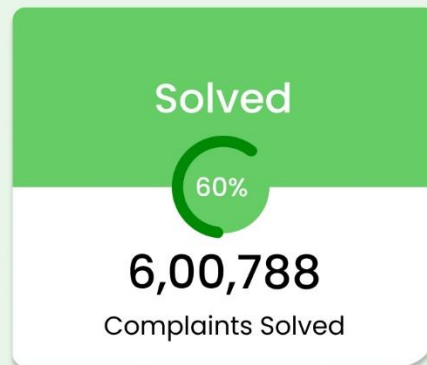
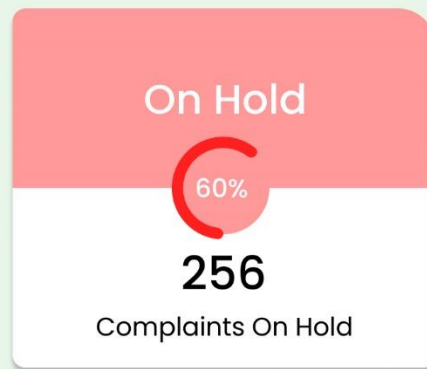
You will receive updates related to this complaint shortly

Complaint no. 45



## Collaborative Team Effort in Solving the Problem

At the heart of our triumph is teamwork! We firmly believe that together, we can achieve the extraordinary. Each team member had a unique role, like pieces in a puzzle, fitting perfectly to create something remarkable. From brainstorming ideas to bringing them to life, every contribution mattered. Our collaboration taught us that when we combine our strengths, the possibilities are limitless. It's a reminder that no matter how big the challenge, working together amplifies our impact and propels us toward greatness.



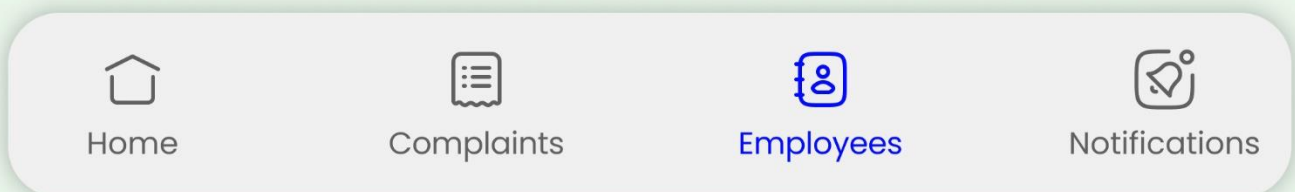
## Building Process of the App

Our app's development journey followed three main stages common in software creation. First was the 'Concept Design' phase, where we planned how the app would function and benefit users. Then, we moved to 'UI/UX Design,' focusing on making the app visually appealing and easy to use. Finally, it was the 'Development' phase, where our designs were transformed into a fully operational app, coding and building each feature. These stages ensured our app was not just functional but also user-friendly and effective.

## Why develop two apps?

But here's the twist! In our journey to improve complaint resolution, we didn't stop at just one app - we built two! Why, you ask? Well, picture this: one app designed for users to register complaints, ensuring a seamless experience for citizens. Now, imagine another app, exclusively for corporation employees. This second app allows them to swiftly update complaint statuses and notify users about progress. Two apps, two different user experiences, all to ensure efficiency and streamline the process. It might seem unexpected, but this dual-app approach empowered both sides of the spectrum, making complaint resolution a breeze for everyone involved!

But wait, there's more! As we aim for seamless accessibility and efficiency, brace yourselves for an upcoming addition: a dedicated website! Imagine this - a platform tailored for government employees, enabling them to view and update complaints using the power of larger screens. This website, an extension of our admin-side app, ensures effortless management of complaints on desktops or laptops. With this expansion into the digital realm, we're unlocking a whole new level of convenience for the Jamnagar Municipal Corporation employees. It's the next step towards a more connected, streamlined complaint resolution system!



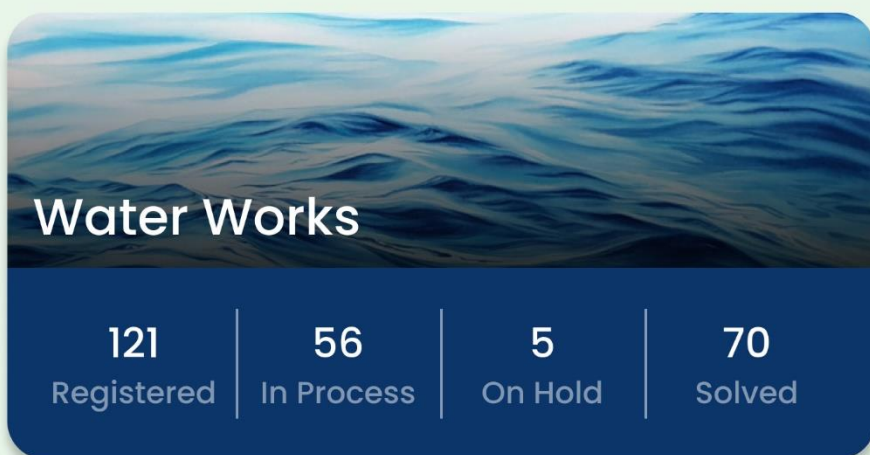


## Navigating Development Hurdles

Our development journey was a rollercoaster ride sprinkled with challenges that tested our wit and perseverance. In the concept design phase, we were lost in a sea of ideas, grappling with decisions like phone number login or email login, the necessity of compulsory emails, and more. It was a maze of uncertainties! Moving to the UI/UX design, our limited experience led to some hilarious mishaps - buttons turned into menus, and the struggle for a user-friendly interface was real! In the realm of UI/UX design, another hurdle we encountered was the color palette conundrum. For days, we were immersed in debates over how buttons, menus, widgets, and cards should look.




The challenge lay in finding the perfect blend of colors that not only appealed to the eyes but also aligned with the app's essence and user experience. We dedicated a whopping 70-75% of our time to perfecting the UI before a single line of code was written. And then, as if coding wasn't challenging enough, looming exams decided to join the party! Balancing coding and exams felt like juggling flaming torches while riding a unicycle. Yet, with sheer determination and a dash of countless late-night sessions, our team rallied together. Despite the odds, we emerged victorious, turning challenges into stepping stones toward our success.




## Tech stack used, Why it was used

Our tech stack served as the backbone of our app's creation, meticulously chosen to ensure efficiency and effectiveness. Figma emerged as our go-to platform for crafting visually appealing UI/UX designs, while FigJam became our canvas for conceptualizing ideas. The adoption of Flutter, coupled with BLoC for state management, empowered us to build a dynamic and scalable app. Firebase played a dual role, handling both our database needs and authentication, ensuring data security and seamless user experiences. Additionally, OneSignal emerged as our ally in delivering timely push notifications, keeping users informed and engaged. Exploring these tools wasn't just a necessity; it was an opportunity for learning and growth.



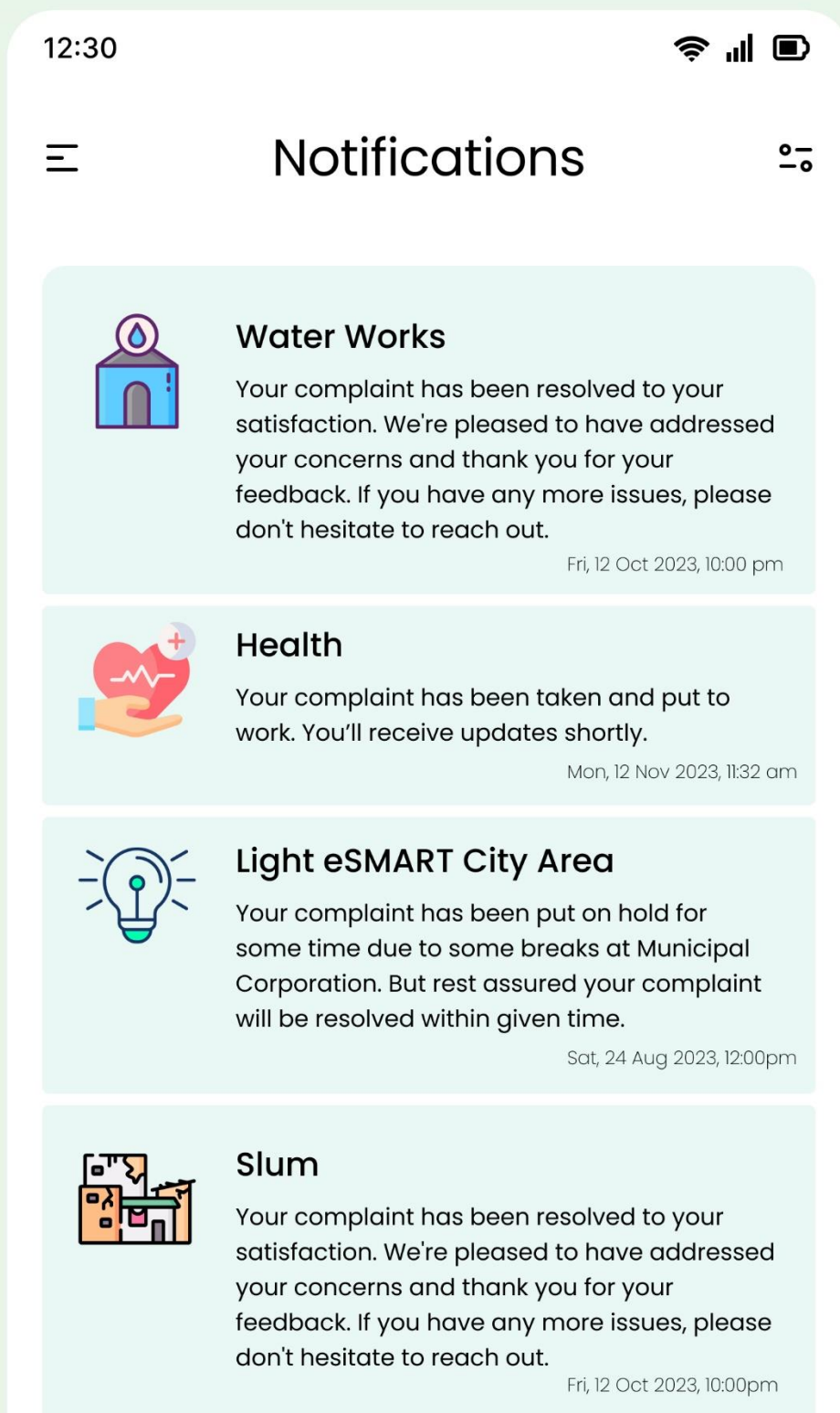
An exciting aspect of leveraging Flutter was its cross-platform compatibility, eliminating the need for separate development for iOS and Android. This single-codebase approach not only streamlined our development process but also allowed us to envision our app seamlessly across multiple devices.

Moreover, the synergy between Flutter and Firebase, both Google products, was a game-changer. The compatibility and integration between these platforms brought unparalleled ease and efficiency to our app's development journey.



## Open for Ideas

As we continue to evolve, our doors remain wide open for new ideas and enhancements for our app. We believe that growth stems from an inclusive environment where fresh perspectives thrive. Whether it's feature additions, interface improvements, or innovative functionalities, we welcome suggestions and contributions from our community, aiming to further elevate the app's capabilities. Provide your ideas by scanning the QR Code.





# Solution Challenge

Google Developer Student Clubs

# Google Solution Challenge: Code for Change

Hey tech enthusiasts and change-makers! Brace yourselves for the Google Solution Challenge. We're inviting you to showcase your coding skills using the powerful tools provided by Google. Craft solutions that not only tackle real-world issues but do so with the power of innovation and alignment with the 17 Sustainable Development Goals (SDGs).

The GDSC 2023 Solution Challenge mission is to solve for one of these goals **using Google technologies**.

## Your Mission:

1. **Pick Your Cause:** Dive into the SDGs and choose the one that sparks a fire within you.
2. **Code Your Solution:** Unleash the full potential of Google's suite of technologies in your solution.
3. **Showcase Your Innovation:** It's not just about coding; it's about letting your creativity shine. Participate in the Google Solution Challenge and leave your mark on the world.

## Why Participate?

- **Make a Real Impact:** Your solution could be the catalyst for global change powered by Google tech.
- **Showcase Skills:** Put your

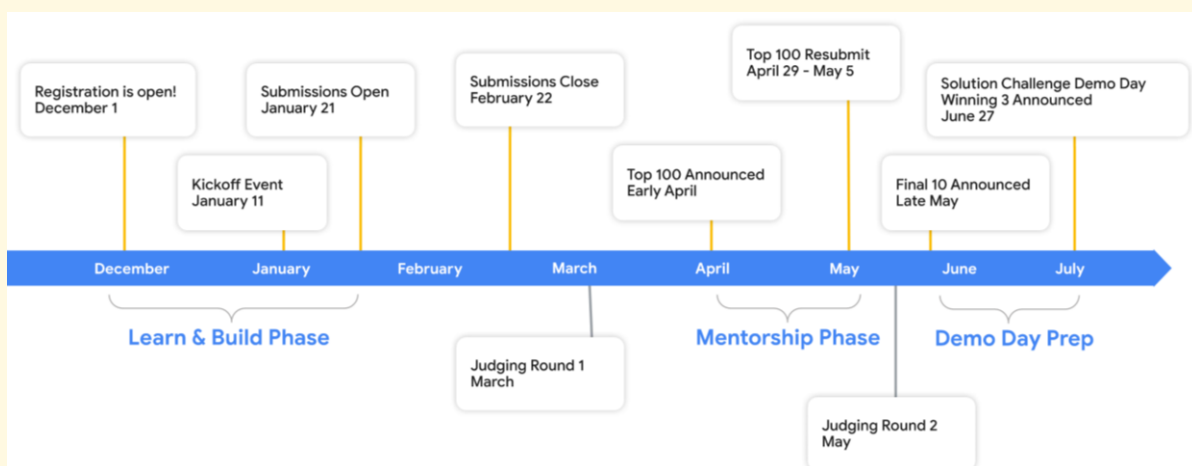
proficiency in Google technologies on display for the world to see.

- **Connect Globally:** Join a community of like-minded innovators and changemakers.
- **Win Awesome Prizes:** The cherry on top? Google is rolling out some seriously cool prizes for the cream of the crop!

## How to Get Started:

1. **Form Your Team:** Gather your technology enthusiasts; this is a team effort with a limit of four members and register your team!
2. **Choose Your SDG:** Find a cause that not only matters but one that you're passionate about.
3. **Develop with Google Tech:** Dive into coding, armed with the cutting-edge tools Google has to offer.
4. **Submit Your Project:** Share your vision and solution with the world – let your work speak volumes.

Find more details about the timeline below. Let the countdown to the Solution Challenge begin!





# Introducing "Innovate & Elevate": Your Ideas, Our Spotlight!

We're excited to introduce "Innovate & Elevate," a new section in our upcoming magazines just for you! Here, we're putting the spotlight on your ideas and projects.

## Why "Innovate & Elevate"?

Think of it as more than just a spotlight – it's a platform to showcase your ideas. "Innovate & Elevate" is here to give your creativity a boost.

## What Can You Share?

The possibilities are endless. Here are some ideas to get you started:

1. **Project Stories:** Share your coding adventures and unique projects.
2. **Tech Tips:** Have a handy coding trick or tool? Share it with the community.
3. **Success Stories:** Overcame a tough coding challenge? Share your victories.
4. **Tech Trends:** Excited about the latest tech trends? Tell us about it!

## How to Get Featured:

1. **Pitch Your Idea:** Reach out with your idea for "Innovate & Elevate." No idea is too small!
2. **Create Your Feature:** Once approved, put together your feature. Add pictures, code snippets – make it yours.
3. **Inspire Others:** Your feature isn't just a story; it's an inspiration for others in our tech community.


## Conclusion:

"Innovate & Elevate" is your chance to shine. We're turning the spotlight on your fantastic ideas. Get ready to share, inspire, and let your creativity take center stage!

Ready to share your ideas? Your spotlight is waiting.



Scan the QR code below to submit your content:



# A SNEAK PEEK AT PAST EVENTS OF GDSC

## 1. The Beginning of GDSC at Atmiya

We recently launched our GDSC community with an exciting inauguration event. We were honored to have Dr. Avisek Lahiri, a Google software engineer with a Ph.D. in Generative Deep Learning, as our special guest.

Adding an interactive twist, we used Trivia to ask Question in form of MCQ and each answer represents the first letter of GDSC community

Highlighting the tech-savvy spirit of our community, we showcased 'Alex,' our own AI creation. Through voice commands, Alex delivered a captivating address during



the event, adding a futuristic touch to the celebration.

As if that wasn't enough, Dr. Lahiri, in his wisdom, guided us through a knowledge-packed Q&A session. More than 300 eager students seized the opportunity to pick the brain of this tech luminary, turning the event into a knowledge carnival.

The convergence of Dr. Avisek Lahiri's expertise, the interactive marvel of 'Trivia,' and the futuristic charisma of 'Alex' turned

our inauguration into a tech extravaganza. The stage is set for

thrilling collaborations within our GDSC community, where learning meets interaction, and fun meets the future!



## 2. Unlocking Cloud Wonders: Google Cloud Study Jams



### Intro Session: Launching into the Cloudscape

Embarking on a thrilling journey, our Intro Session set the stage for the Google Cloud Study Jams adventure. We navigated through registration basics, timelines, and goals, offering a sneak peek into the exciting tech expedition awaiting our participants. The entire Cloud Study Jams was Facilitated by Birva Dave.



As the virtual dust settled, success stories emerged – 20+ champs completing the GenAI pathway and 5+ mastering Google Cloud Computation Foundations. These sessions weren't just about solving doubts; they were digital support hubs for students navigating challenges.

In a nutshell, our month-long journey through Google Cloud Study Jams was an impactful burst of tech exploration. Participants, earning Google Cloud badges, were unlocking portals to new possibilities.

### Getting the Hands Dirty with Google Cloud

Diving into the Cloud Study Jams, we explored a range of topics from Kubernetes to virtual machine creation. Tailored for all skill levels, these jams provided tracks for every tech enthusiast. Our local GDSC Atmiya joined the adventure with a whopping 160+ participants. Virtual sessions transformed into collaborative tech spaces, offering a platform for learning and growth within the Google Cloud Study Jams framework.





### 3. Programmer's Day Celebration - Git and Workshop


At Atmiya University, Yash Parmar and Rakesh Chandrapal turned a coding workshop into a lively party. The duo made the intimidating world of Git and GitHub feel like a friendly playground, blending humor with coding wisdom.

Kicking off with a short prayer, Yash and Rakesh dived into why Git matters, making it clear in simple terms. They made learning Git commands ('init', 'clone', 'add', 'commit', 'push', and 'pull') feel like dance steps, turning coding into an interactive groove.



The hands-on exercise was a hit, with participants joining the coding dance party. Yash and Rakesh's enthusiasm turned confusion into laughter, making coding accessible to all. Club Activity Points added a playful twist, with earned points unlocking fun coding tasks.

As the session wrapped up, gratitude filled the room. Armed with tasks and smiles, participants left ready to conquer coding challenges. Yash and Rakesh proved that coding isn't just about commands; it's a joyful journey. Let the coding fun continue, and may the Git be with you!





## 4. The Basics of GitHub

In the workshop led by the Akshit Vadher, more than 150 students jumped into the exciting world of coding together on GitHub. Akshit made figuring out version control feel like a cool adventure that everyone could enjoy. He didn't just show students the ropes of GitHub's easy buttons; he made it a blast, teaching students how to host websites on GitHub using pages. This interactive experience was more than just learning the basics. The workshop took students on a hands-on journey through GitHub, even if we were starting from scratch with Git knowledge.

It wasn't just about clicking buttons; we got to see how real industry teams team up on projects. By the end, not only did the 150+ students become GitHub pros, but we also learned the nifty skill of making our own GitHub accounts. "The Basics of GitHub" workshop wasn't just a class; it was the ticket to the super cool world of coding together, where all 150+ of students are now ready for playful coding adventures! The workshop wasn't just about absorbing information. It was a two-way street where students, brimming with enthusiasm, asked questions




Additionally, He took some time to explain the process of creating our own GitHub accounts. Although it required a bit of extra time, the students were visibly excited as each one secured their own GitHub space. The workshop wasn't just about absorbing information. It was a two-way street where students, brimming with enthusiasm, asked questions

A special shoutout to Abhay Bhai for his invaluable assistance in clearing doubts and providing additional support during the session. His contributions added a helpful layer to the learning experience, creating an environment where students felt comfortable and encouraged to seek guidance.



## 5. Hackathon Happenings

Picture this: just two months into GDSC's debut on campus, and we decided to dive into the unknown with our very first hackathon! None of us were seasoned event planners, but hey, we're all about dreaming big—so we set the stage for a whopping 12 hours of hacking mayhem!



Now, the day before our big hackathon bash was nothing short of epic. From 7 am to 7 pm, we were in full-on prep mode. Sure, we'd already spent a solid 12 hours together the day before, but who's counting? It wasn't your typical hackathon preparation—it was more like a riot of laughter, teamwork, and a hint of chaos that made it oddly fun.

Our journey to hackathon glory started with crafting sassy problem statements, whipping up a snazzy Google Form for registrations, and doling out tasks like sticker making (because, obviously, tech events need cool stickers), cardboard cutting (shoutout to the real MVPs!), and a transformation mission for our resident coding hermits into decor divas. Trust me, it was a mission harder than debugging the trickiest code!



In a nutshell, our hackathon wasn't just about code and caffeine—it was a vibe, a celebration of tech quirks, and a unity party that brought everyone together. It was fun, eventually.

Fast forward to the hackathon day, and our usually quiet library turned into a vibrant tech carnival. Imagine 200 tech enthusiasts buzzing in one room! For many, it was their first hackathon, and the excitement was off the charts. Projects were flying off keyboards, and by the grand finale, winners not only scored cool prizes but left with the ultimate bragging rights. And let's not forget, everyone walked away with participation certificates to show off their hackathon prowess.





# CATCH US AT...



[Google Developer Student Club - Atmiya University](#)



[GDSC Atmiya University](#)



[gdsc.atmiya@gmail.com](mailto:gdsc.atmiya@gmail.com)



[gdsc.atmiya](#)



[GDSCAtmiya01](#)



Join the club from  
community platform

[Atmiya University - Rajkot](#)

**NOVEMBER  
2023**

**COMMUNITY  
PARTNERS**

